




LIST OF CONTENTS

	Page
LIST OF CONTENTS.....	xiii
LIST OF TABLES.....	xvi
LIST OF APPENDIX.....	xvii
LIST OF FIGURE.....	xviii
I. INTRODUCTION	
1.1. Background.....	1
1.2. Problems Identification.....	10
1.3. Problem formulation.....	12
1.4. Objective of Study.....	13
1.5. Scope and discussion.....	13
II. THEORITICAL FRAMEWORK	
2.1 Literature Review.....	16
2.1.1 Modern Portfolio Theory.....	17
2.1.2 Understanding the Stock Market.....	20
2.1.2.1 Common Stock.....	20
2.1.2.2 Index.....	21
2.1.2.3 LQ – 45 (Liquidity).....	21
2.1.3 Risk and Expected Return.....	21
2.1.3.1 Individual Preference of Risk and Return.....	23
2.1.3.2 Investment Risk.....	23
2.1.3.3 Current Ratio.....	26
2.1.3.4 Debt Equity Ratio	27
2.1.3.5 Debt Ratio.....	28
2.1.3.6 Expected Rate of Return.....	29
2.1.3.7 Method of Holding Period Return (HPR).....	30
2.1.3.8 Method of Return Risk Adjusted (RRA).....	30
2.1.4 Technical Analysis.	33
2.1.5 Fundamental Analysis (Management).....	34
2.1.5.1 Return on Equity (ROE).....	36
2.1.5.2 Return on Assets (ROA).....	37
2.1.5.3 Operational Margin.....	38
2.1.5.4 Net Margin.....	38
2.1.5.5 Cash Flow Statement.....	39
2.1.6 Valuation.....	40
2.1.6.1 Discounted Cash Flow (Intrinsic Value).....	41
2.1.6.2 Net Tangible Asset (NTA).....	42
2.1.6.3 Free Cash Flow to Equity (FCFE).....	42
2.1.6.4 Price Earning Ratio (PER).....	43
2.1.6.5 Price to Book Value(PBV).....	44
2.1.7 Specific Strategies of Value Investing.....	45

Hak cipta dilindungi Undang-Undang

© Hak cipta milik IPB, tahun 2009




MB-IPB

Program Pascasarjana Manajemen dan Bisnis
Institut Pertanian Bogor

1. Dilarang mengutip sebagian atau seluruh karya tulis ini tanpa mencantumkan dan menyebutkan sumber :
a. Pengutipan hanya untuk kepentingan pendidikan, penelitian, penulisan karya ilmiah, penyusunan laporan, penulisan kritik atau tinjauan suatu masalah.
b. Pengutipan tidak merugikan kepentingan yang wajar IPB.

2. Dilarang mengumumkan dan memperbanyak sebagian atau seluruhnya karya tulis ini dalam bentuk apapun tanpa izin IPB.



1. Dilarang mengutip sebagian atau seluruh karya tulis ini tanpa mencantumkan dan menyebutkan sumber :
 - a. Pengutipan hanya untuk kepentingan pendidikan, penelitian, penulisan karya ilmiah, penyusunan laporan, penulisan kritik atau tinjauan suatu masalah.
 - b. Pengutipan tidak merugikan kepentingan yang wajar IPB.
2. Dilarang mengumumkan dan memperbanyak sebagian atau seluruhnya karya tulis ini dalam bentuk apapun tanpa izin IPB.

2.1.7 Specific Strategies of Value Investing.....	45
2.1.8 Warren Buffet Investing Philosophy.....	47
2.1.8.1 Warren Buffett Mentors.....	51
2.1.8.2 Warren Buffet Principals.....	57
2.1.9 Supporting Evidence of Value Investing.....	67
2.1.9.1 U.S.Stocks.....	67
2.1.9.2 Global Stocks.....	70
2.1.9.3 Losers to Winners.....	70
2.1.9.4 Insider Buying.....	72
2.1.9.5 Recent Studies.....	74
2.1.9.6 Literature Review of Stock Market (IPB).....	75
2.1.9.7 Discussion of Research Design (IPB).....	78
2.2 Conceptual framework.....	80

III. METHODOLOGY

3.1. Time and Location	83
3.2. Research Design.....	83
3.3. Variable Description.....	84
3.3.1 Net income, equity, and debt.....	85
3.3.2 Depreciation and Capital Expenditure.....	85
3.3.3 Discount rate and Growth.....	85
3.3.4 The initial and end value of the portfolio.....	85
3.3.5 The level of portfolio return, market and risk-free interest rate.....	86
3.3.6 Cash Flow Statement.....	86
3.4. Technique of Data Processing and Analysis.....	86
3.4.1 Risk.....	87
3.4.2 Management.....	90
3.4.3 Valuation.....	91


IV. ANALYSIS AND DISCUSSION

4.1 Characteristic of public companies in Indonesia from general perspective.....	99
4.2 Companies in LQ-45 from 2003 to 2007.....	102
4.2.1 Agriculture Industry.....	102
4.2.2 Mining Industry.....	105
4.2.3. Basic Materials Industry (Cement sector)	108
4.2.4. Consumer Goods Industry (Cigarette Sector).....	109
4.2.5 Utilities Industry (Telecommunication Sector).....	111
4.2.6 Financial Industry (Banking Sector)	112
4.2.7 Unselected Industries.....	116
4.2.8 Compilation of final results.....	116
4.3 Analysis of Portfolio performance against the market.....	117
4.3.1 Holding Period Return method during bullish times (2007).....	117
4.3.2 Introduction of Risk Analysis.....	119
4.3.3 Return Risk Adjusted (RRA) Method during	



Hak cipta dilindungi Undang-Undang

© Hak cipta milik IPB, tahun 2009




Program Pascasarjana Manajemen dan Bisnis
Institut Pertanian Bogor

MB-IPB

2007.....	119
4.3.4 Holding Period Return method during bearish times (2008).....	
4.3.5 Return Risk Adjusted (RRA) Method during 2008.....	124
4.3.6 Power of long term investing.....	126
4.3.7 Implication of Risk Analysis.....	128
4.3.8 Comparison with other portfolios using Holding Period Return.....	129
4.4. Managerial Implication for investors.....	133
V. CONCLUSIONS AND RECOMMENDATIONS	
5.1 Conclusion.....	136
5.2 Recommendations.....	139
REFERENCES.....	140
APPENDIX.....	144

1. Dilarang mengutip sebagian atau seluruh karya tulis ini tanpa mencantumkan dan menyebutkan sumber :
 - a. Pengutipan hanya untuk kepentingan pendidikan, penelitian, penulisan karya ilmiah, penyusunan laporan, penulisan kritik atau tinjauan suatu masalah.
 - b. Pengutipan tidak merugikan kepentingan yang wajar IPB.
2. Dilarang mengumumkan dan memperbanyak sebagian atau seluruhnya karya tulis ini dalam bentuk apapun tanpa izin IPB.



LIST OF TABLES

Number		Page
1	How the financial crisis has effected the stock market.....	3
2	The companies that effected by the crisis.....	4
3	The numbers of companies according to ROE, ROA and DER value	89
4	Financial indicator of several agricultural companies.....	91
5	Valuation of several agricultural companies.....	92
6	Financial indicator of several mining companies.....	94
7	Valuation of several mining companies.....	95
8	Financial indicator of several basic material (cement) companies.	96
9	Valuation of several basic material (cement) companies.....	97
10	Financial indicator of several consumer goods industry (cigarette sector) companies.....	98
11	Valuation of consumer goods industry (cigarette sector) companies	98
12	Financial indicator of several utilities industry (telecommunicaton sector) companies.....	99
13	Valuation of several utilities industry (telecommunicaton sector) companies.....	100
14	Financial indicator of several financial industry (bank sector) companies.....	102
15	Valuation of several financial industry (bank sector) companies..	103
16	The holding period return of selected stocks in the year of 2007...	105
17	Companrison between portfolio and market performance using RRA method from 2nd of January 2007 till 2nd of January 2008.....	107
18	The holding period return of selected stocks in the year of 2008....	109
19	Companrison between portfolio and market performance using RRA method from 2nd of January 2008 till 5th of January 2009.....	110
20	The holding period return of selected stocks in the from the year of 2007 to the year of 2008.....	112
21	Comparing the level of risk between the market and the portfolio from 2nd of January 2007 till 2nd of January 2008.....	113
22	Comparing the level of risk between the market and the portfolio from 2nd of January 2008 till 2nd of January 2009.....	114
23	Comparing different types of portfolio from 2nd of January 2008 till 2nd of January 2009.....	116
24	Comparing different types of portfolio from 2nd of January 2008 till 2nd of January 2009.....	116
25	Comparing different types of portfolio from 2nd of January 2007 till 5th of January 2009.....	117


1. Dilarang mengutip sebagian atau seluruh karya tulis ini tanpa mencantumkan dan menyebutkan sumber :
 a. Pengutipan hanya untuk kepentingan pendidikan, penelitian, penulisan karya ilmiah, penyusunan laporan, penulisan kritik atau tinjauan suatu masalah.
 b. Pengutipan tidak merugikan kepentingan yang wajar IPB.

2. Dilarang mengumumkan dan memperbanyak sebagian atau seluruhnya karya tulis ini dalam bentuk apapun tanpa izin IPB.



Hak cipta dilindungi Undang-Undang

© Hak cipta milik IPB, tahun 2009



Program Pascasarjana Manajemen dan Bisnis
Institut Pertanian Bogor

MB-IPB

LIST OF APPENDIX


Number		Page
1	List of Public Companies that is procces using financial criteria and measurement (2003-2008).....	144
2	General Background of each selected companies.....	147
3	Expected Return Portfolio and Market during 2nd of Jan 07 till 2nd of Jan 08.....	233
4	Regression expected return portfolio (2008).....	240
5	Expected Return Portfolio and Market during 2nd of Jan 08 till 5th of Jan 09.....	241
6	Regression expected return portfolio (2008).....	247
7	The capital gain of investing seven outstanding companies (28 July 09)..	248
8	Dividing public companies according to their DER.....	249
9	Comparison between winner stocks, second best stocks and famous stocks	250

1. Dilarang mengutip sebagian atau seluruh karya tulis ini tanpa mencantumkan dan menyebutkan sumber :
 - a. Pengutipan hanya untuk kepentingan pendidikan, penelitian, penulisan karya ilmiah, penyusunan laporan, penulisan kritik atau tinjauan suatu masalah.
 - b. Pengutipan tidak merugikan kepentingan yang wajar IPB.
2. Dilarang mengummumkan dan memperbanyak sebagian atau seluruhnya karya tulis ini dalam bentuk apapun tanpa izin IPB.



Hak cipta dilindungi Undang-Undang

© Hak cipta milik IPB, tahun 2009



Program Pascasarjana Manajemen dan Bisnis
Institut Pertanian Bogor

MB-IPB

LIST OF FIGURE

Number		Page
1	How each country indexes performed for the last ten years.....	7
2	Conceptual Framework.....	68

1. Dilarang mengutip sebagian atau seluruh karya tulis ini tanpa mencantumkan dan menyebutkan sumber :
 - a. Pengutipan hanya untuk kepentingan pendidikan, penelitian, penulisan karya ilmiah, penyusunan laporan, penulisan kritik atau tinjauan suatu masalah.
 - b. Pengutipan tidak merugikan kepentingan yang wajar IPB.
2. Dilarang mengummumkan dan memperbanyak sebagian atau seluruhnya karya tulis ini dalam bentuk apapun tanpa izin IPB.